

Class- Nursery

Summer vacation holiday homework

(Note- Do work in separate notebook carefully)



- * Write - Ll, Tt, Ii, Hh, Ee, Ff 15 times
- * Write - Standing, Sleeping, Slanting lines, Left/right slanting , Curves and Zigzag 15 times
- * Do practice in pattern book.
- * Learn phonics - L ,T ,I, H, E, F.
- * Learn rhymes - Jack and Jill, Baa-Baa black sheep, I am little teapot, Hickory Dickory Dock
- * Do printing on A4 sheet anyone

★ Onion

★ Lady finger

★ Thumb


★ Potato

* Complete capital letter book- Pg-(18-25), (30-38), (47-51) ,(81-84)

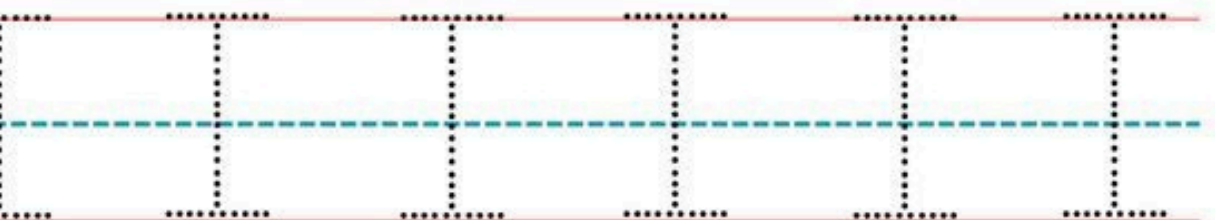

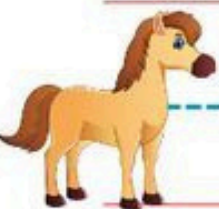

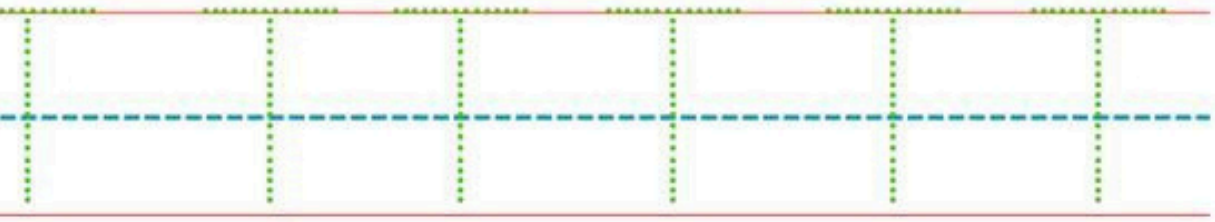
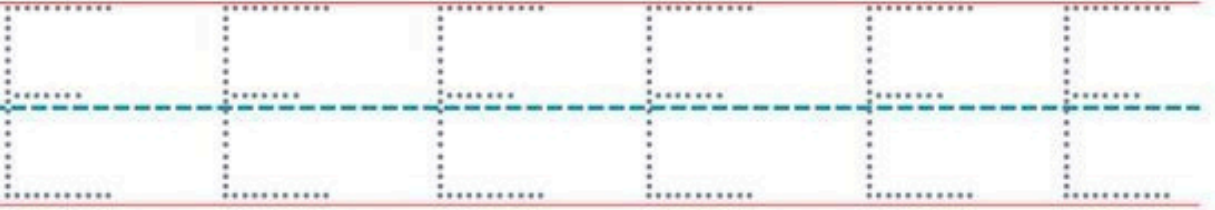
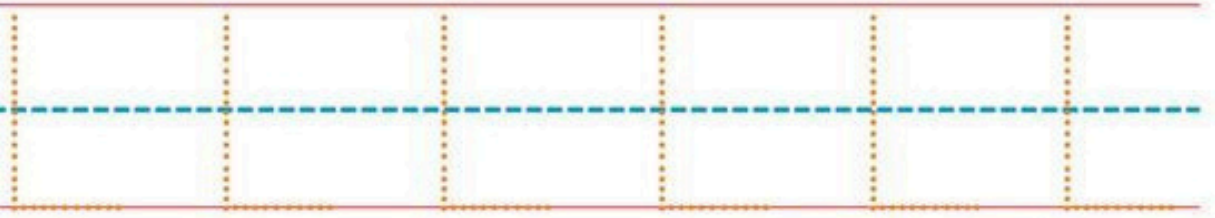
* Complete literacy activity book- Pg-5, 13, 25, 26, 27, 28, 32

* Phonics book- Pg-(5-8), (17-20) ,(33-36)


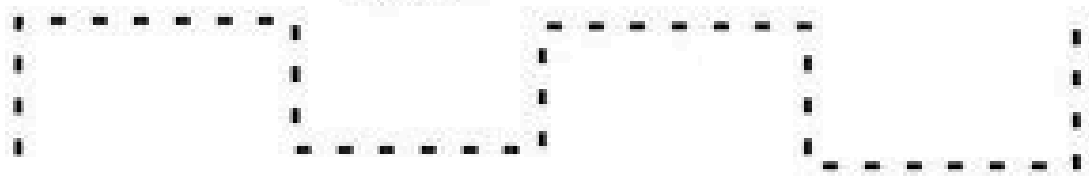
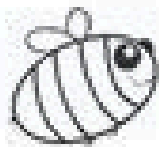
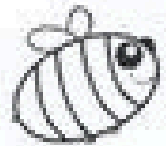

Circle the animal that is the nearest to the tree.



TRACE THE ALPHABETS WITH THE HELP OF STANDING AND SLEEPING LINES



Trace the dotted lines.



Trace the lines


1



2




3






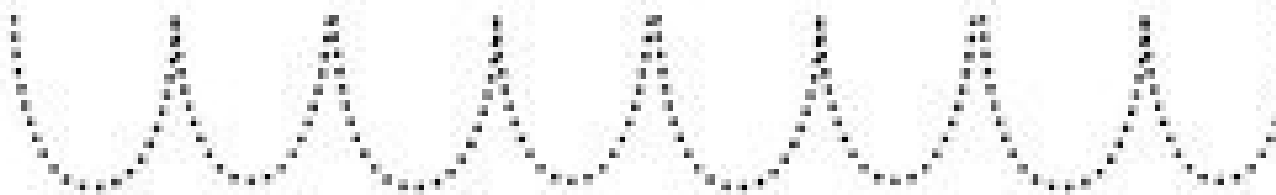


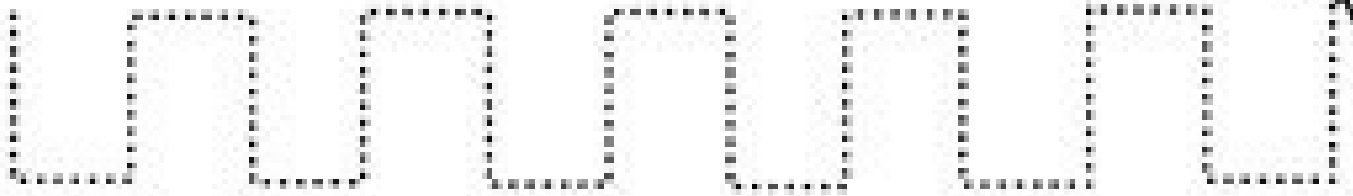
4



5

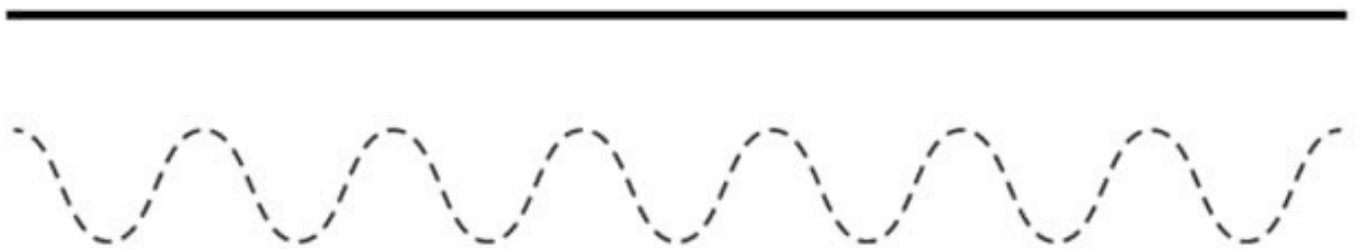
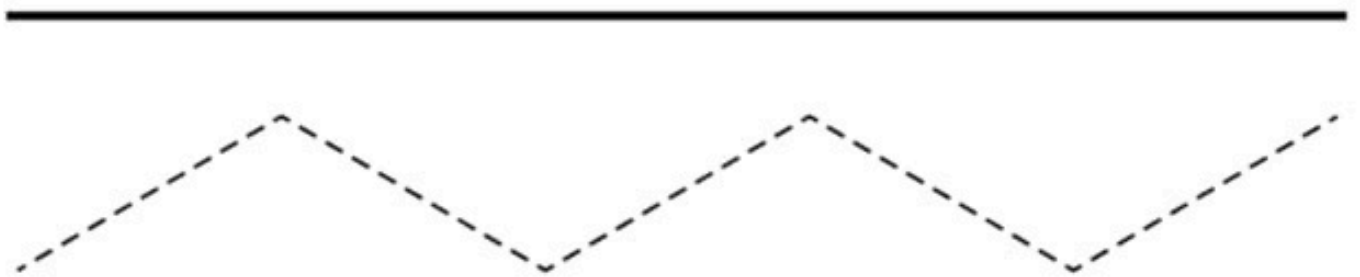
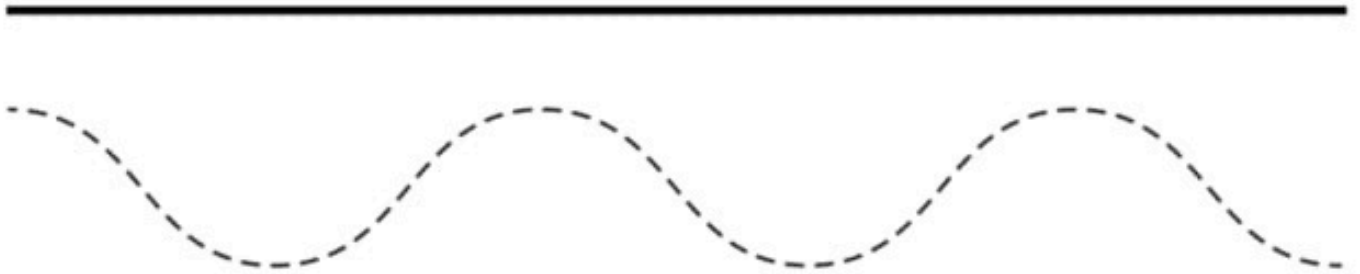


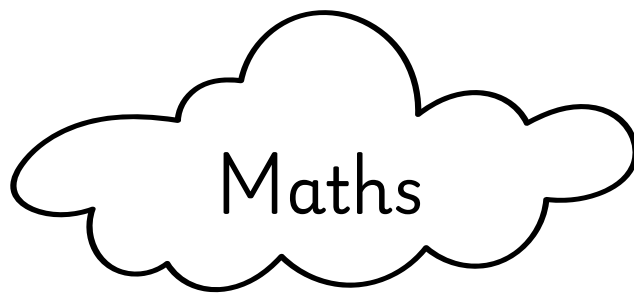
Trace the Pattern



Pre-writing tracing

Trace the dotted lines.





*Write numbers- 1 ,4 ,7 ,2, 3, 5 (15 Times)

* Pre concept - Make any two of them on A4 size sheet

★ Big/Small

★ Full/Empty

★ Near/Far

★ Tall/Short

*Shapes - Make all shapes on cardboard given below

Circle

★ Square

★ Triangle




★ Rectangle

* Complete numeracy 1 TO 20 book- Pg- (1-8), (15-28), (30-44) ,(55-57)

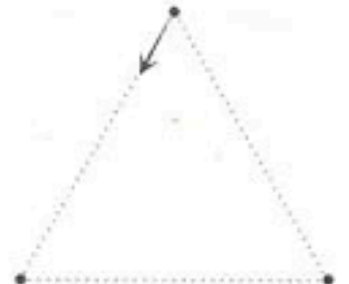
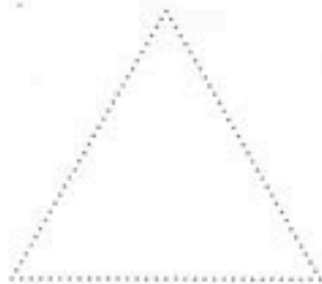

*Complete numeracy activity book - Pg- (1-8), (15-22) ,(24)

BIG & SMALL

Color Biggest object with blue and Smallest with green.



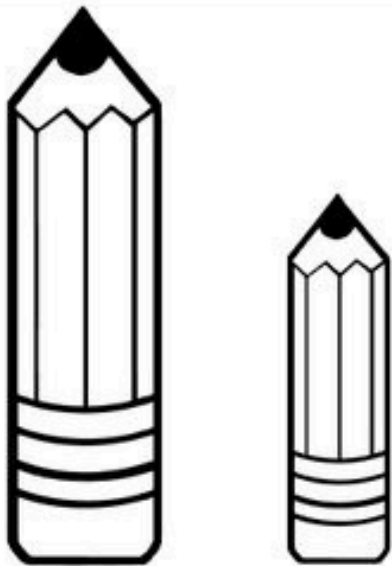


Learn to draw the shapes




Tall and short




Color the tallest picture




Circle the empty vase.



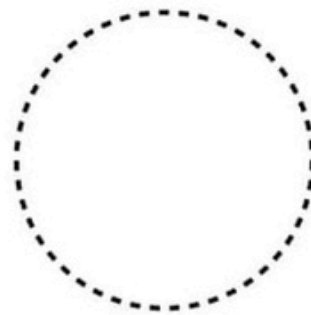
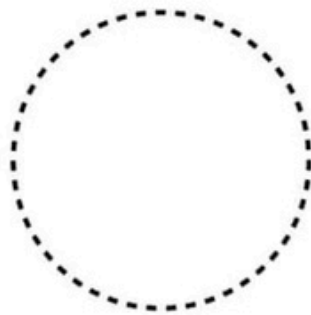

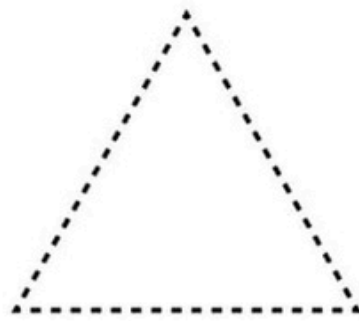
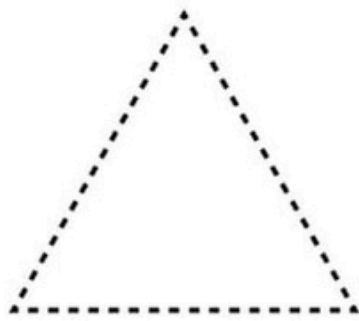
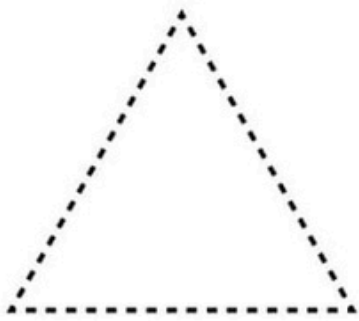
Circle the full box of popcorn.




Circle the empty nest.



Tracing Shapes



Color the Shapes









Color the rectangles green.





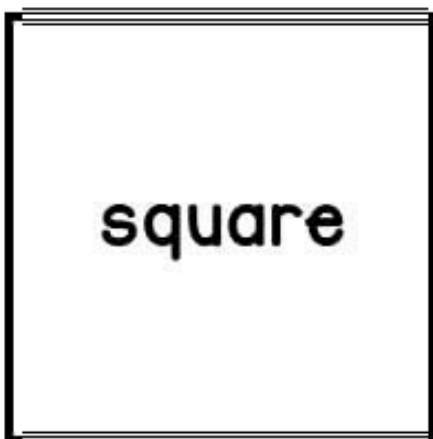
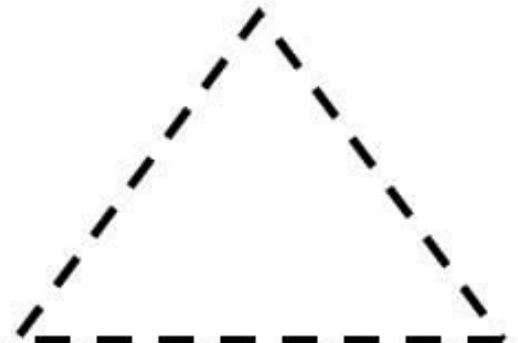

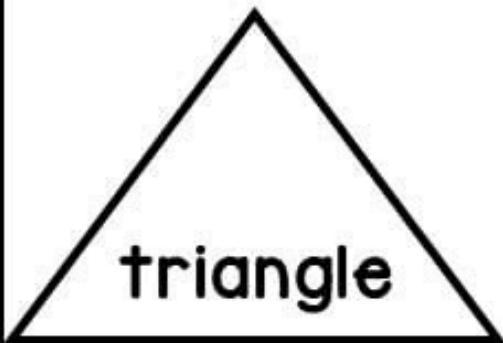



Color the stars purple.



Color the circles yellow.



Shape Trace





- ★ Parts of body - Eyes, Hairs, Nose, Lips, Ear, Hand
- ★ Fruits Name- Mango, Orange, Apple, Grape, Banana
- ★ Colour Name- Yellow, Red, Blue, Black, Green
- ★ Vegetable Name- Potato, Tomato, Onion, Ladyfinger, Chilli
- ★ Myself- Q1- What is your name?
Ans. My name is.....
Q2- What is your fathers name?
Ans. My father's name is.....
Q3- What is your mothers name?
Ans. My mother's name is.....
Q4- In which class do you read?
Ans. I read in Nursery Class.
Q5- In which school do you read?
Ans. I read in Yuvashakti Model School.



* Complete Pg- 4, 6 ,8 ,9 ,13 ,15 ,and 20















ज्ञान गंगा

*लिखित अभ्यास करें - आ, आ,उ ,ऊ, ओ, औ
(15 बार)

* किताब -ज्ञान गंगा
पेज न.- 6 ,8 ,10 ,11 .

Pre-writing tracing



आम



आ

आ आ आ आ आ


आ आ आ आ आ

आ आ आ आ आ

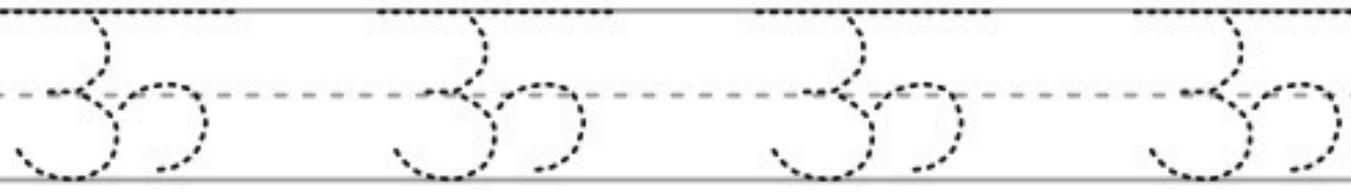
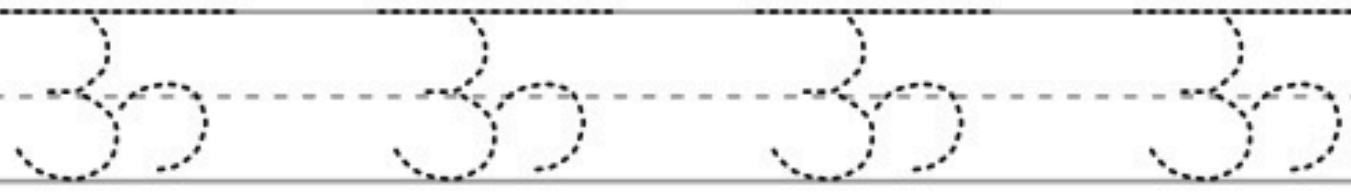
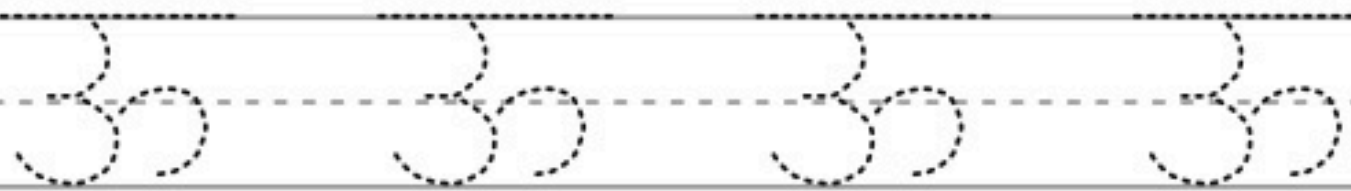
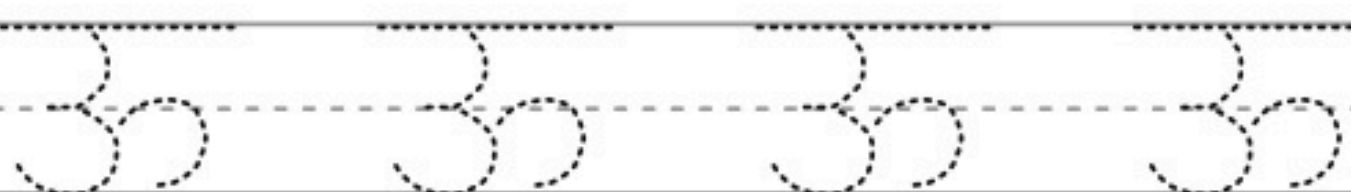
आ आ आ आ आ

आ आ आ आ आ

आ आ आ आ आ

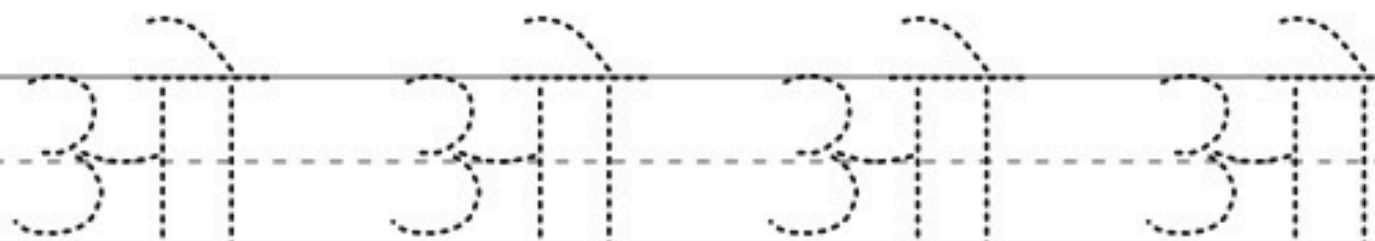
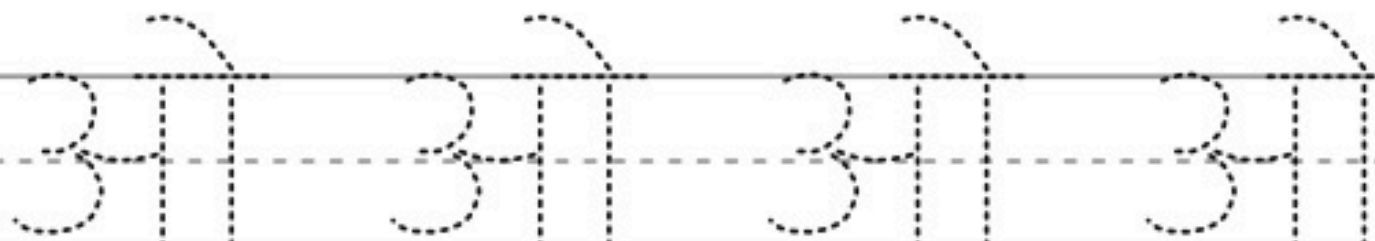
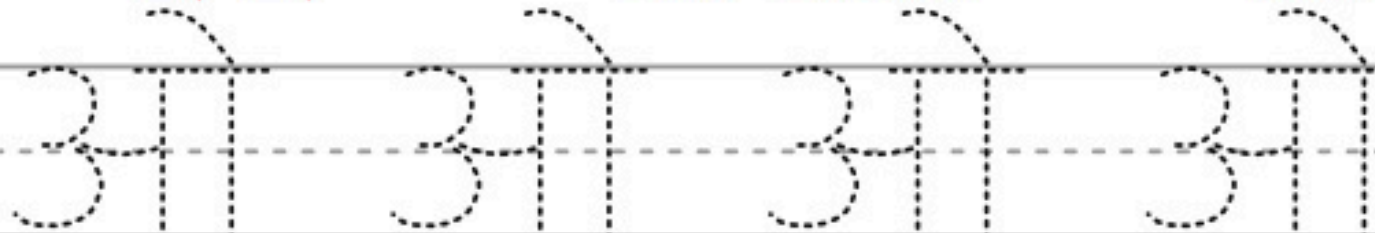


ऊन





ओखली



चित्र देखकर उसके नाम के पहले अक्षर पर गोला लगाइए।



आ

उ

इ

औ

ए

ऋ

ई

उ

ओ

ऊ

अः

अ

उ

अं